

**Oklahoma County School District No. I-89
OKLAHOMA CITY PUBLIC SCHOOLS**

FY2022 Budget

*Prepared in Accordance with the
“School District Budget Act”
(Section 5-150 et seq. of Title 70)
Adopted by the Oklahoma City Public Schools
Board of Education June 4, 2001*

**Oklahoma County School District No. I-89
Oklahoma City Public Schools
FY2022 Budget**

TABLE OF CONTENTS

I.	SUPPLEMENTAL INFORMATION	
	District Profile.....	1
	Student Enrollment.....	2
	Historical Net Assessed Valuations of Oklahoma County.....	3
II.	SCHOOL BUDGET AND FINANCIAL PLAN	
	Chart of Budgeted Revenues.....	4
	Summary of Budgeted Revenues.....	5
	Chart of Budgeted Expenditures by Object.....	6
	Summary of Budgeted Expenditures by Object.....	7
	Chart of Budgeted Expenditures by Function.....	8
	Summary of Budgeted Expenditures by Function.....	9
III.	GENERAL FUND	
	Revenue Summary - Excluding Charter Schools.....	10
	Revenue Summary - Charter Schools Only.....	11
	Federal Program Summary.....	12
	Expenditure Summary by Object.....	13
	Expenditure Summary by Function.....	14
IV.	BUILDING FUND	
	Revenue Summary.....	15
	Expenditure Summary by Object.....	16
	Expenditure Summary by Function.....	17
V.	SCHOOL NUTRITION FUND	
	Revenue Summary.....	18
	Expenditure Summary by Object.....	19
	Expenditure Summary by Function.....	20
VI.	CAPITAL IMPROVEMENT FUND - 2007 BOND AUTHORIZATION	
	Revenue Summary.....	21
	Expenditure Summary by Object.....	22
	Expenditure Summary by Function.....	23
VII.	CAPITAL IMPROVEMENT FUND - 2016 BOND AUTHORIZATION	
	Revenue Summary.....	24
	Expenditure Summary by Object.....	25
	Expenditure Summary by Function.....	26
VIII.	SINKING FUND	
	Revenue Summary.....	27
	Expenditure Summary by Object.....	28
	Expenditure Summary by Function.....	29
IX.	INSURANCE FUND	
	Revenue Summary.....	30
	Expenditure Summary by Object.....	31
	Expenditure Summary by Function.....	32

Oklahoma County School District No. I-89
 Oklahoma City Public Schools
 District Profile

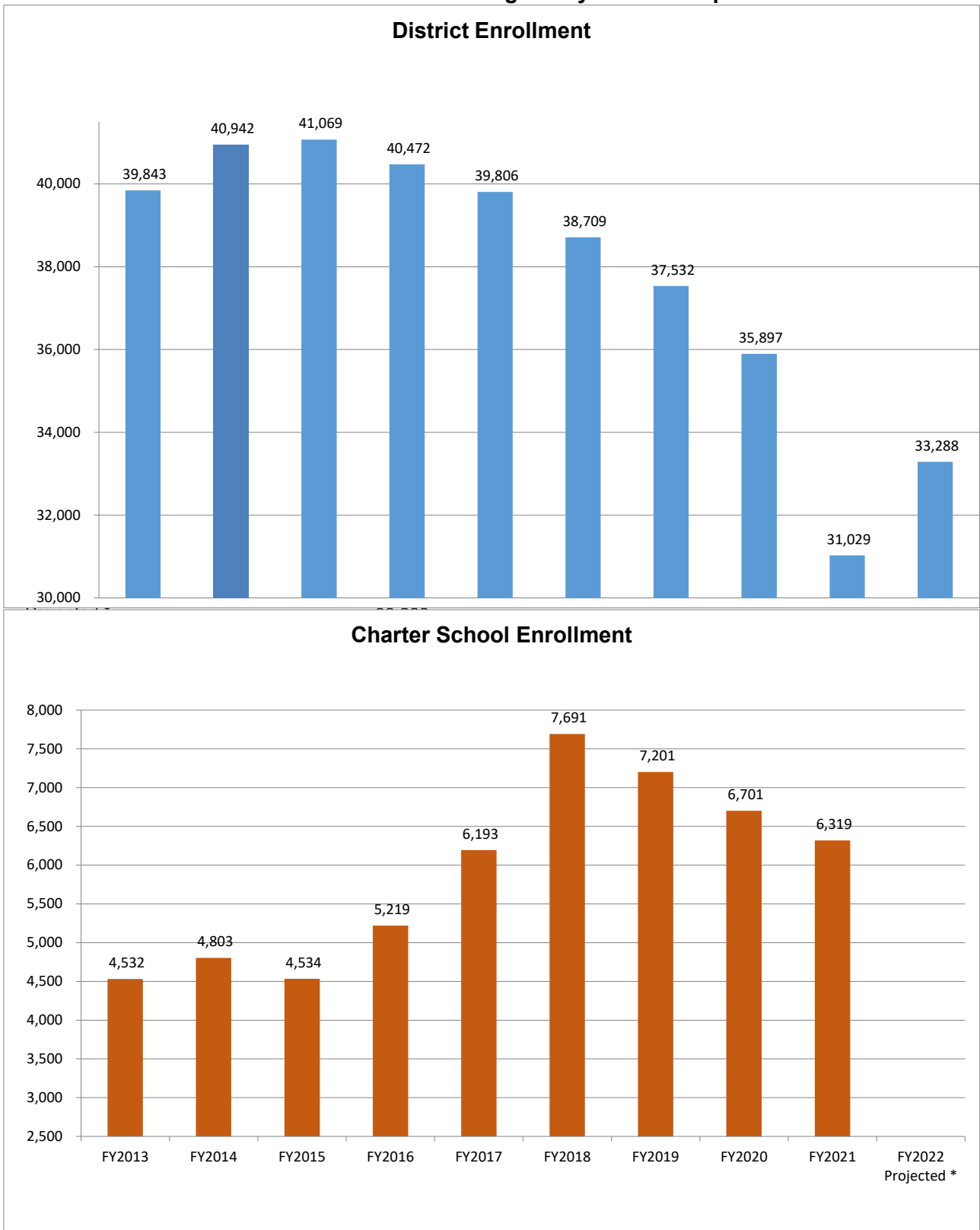
<u>Board of Education</u>			
Name	Office	District #	Term of Office
Paula Lewis	Board Chairperson		2025
Carole Thompson	Member	1	2025
Lori Bowman	Member	2	2025
Carrie Jacobs	Member	3	2024
Mark Mann	Vice-Chairperson	4	2024
Ruth Veales	Member	5	2022
Gloria Torres	Member	6	2023
Meg McElhaney	Member	7	2022

Dr. Sean McDaniel, Superintendent

Officers

Craig Cates, Board Clerk
 Jean Bostwick, Encumbrance Clerk
 Craig Cates, Minute Clerk
 Mark Waldrip, Treasurer
 Kathy Padilla, Designated Purchasing Agent

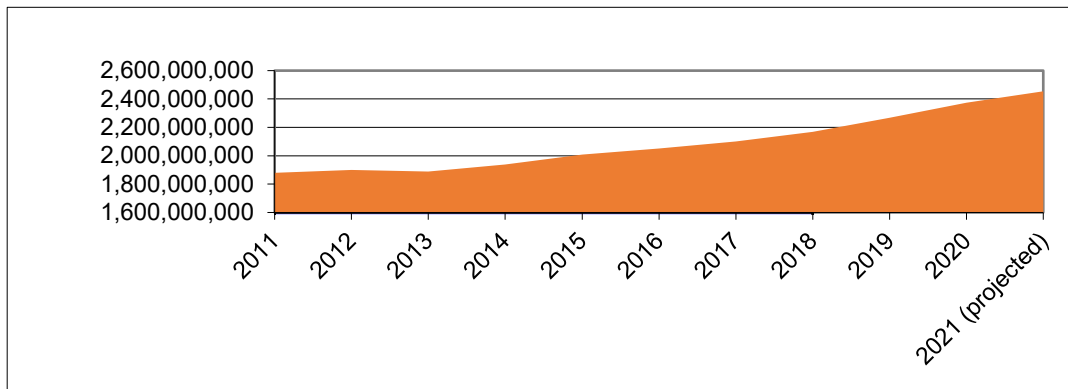
**Oklahoma County School District No. I-89
Oklahoma City Public Schools
Student Enrollment - Average Daily Membership**




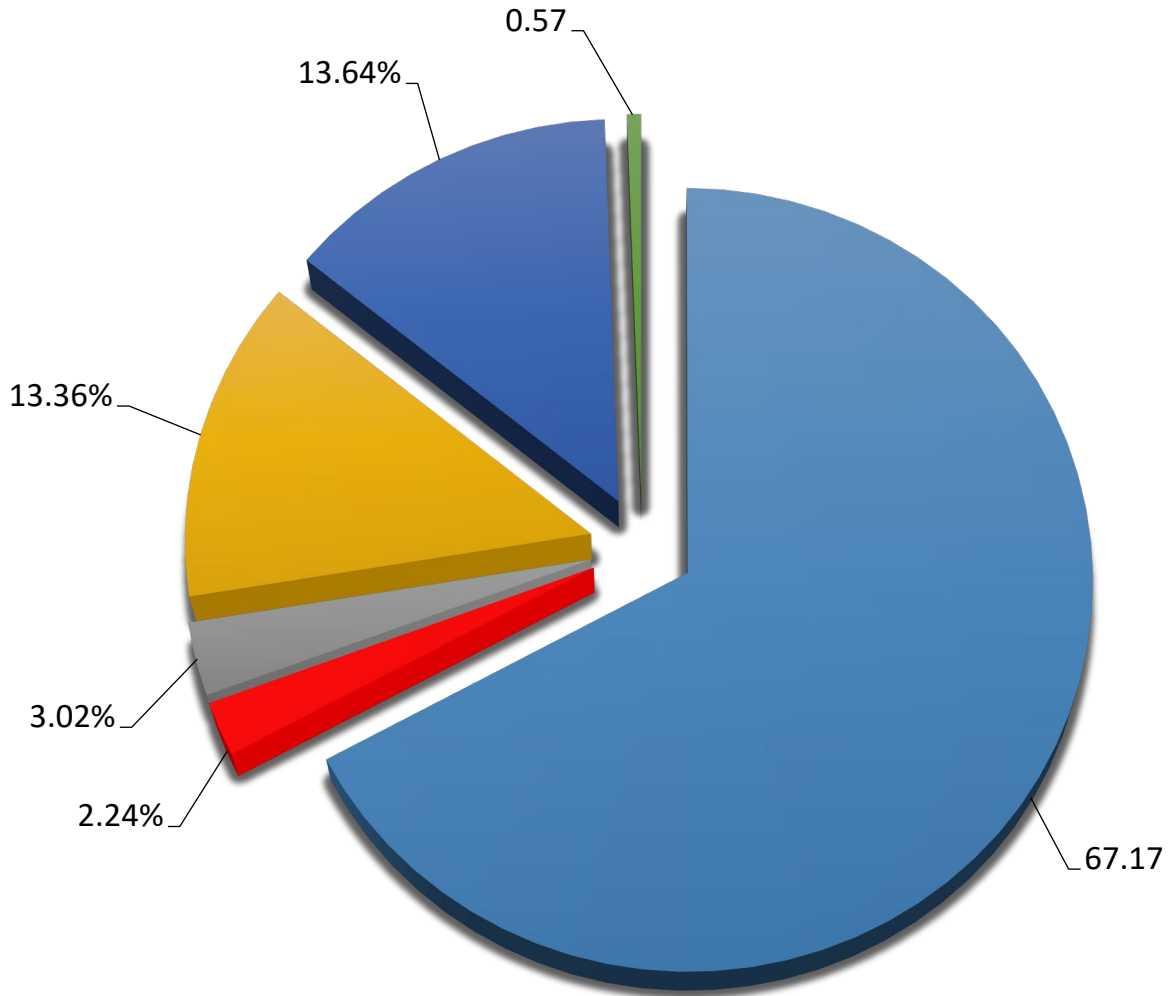
Source: Planning, Research & Evaluation Dept. - Oklahoma City Public Schools
* Charter School FY2022 Projection NOT Available

**Oklahoma County School District No. I-89
Oklahoma City Public Schools
Net Assessed Valuations of Oklahoma County**

YEAR	NET ASSESSED VALUATIONS	% CHANGE FROM PREVIOUS YEAR
2011	1,879,038,468	1.52%
2012	1,900,070,532	1.12%
2013	1,889,170,549	-0.57%
2014	1,938,948,641	2.63%
2015	2,008,693,881	3.60%
2016	2,050,102,184	2.06%
2017	2,100,183,140	2.44%
2018	2,168,804,021	3.27%
2019	2,268,719,153	4.61%
2020	2,373,532,189	4.62%
2021 (projected)	2,454,225,287	3.40%



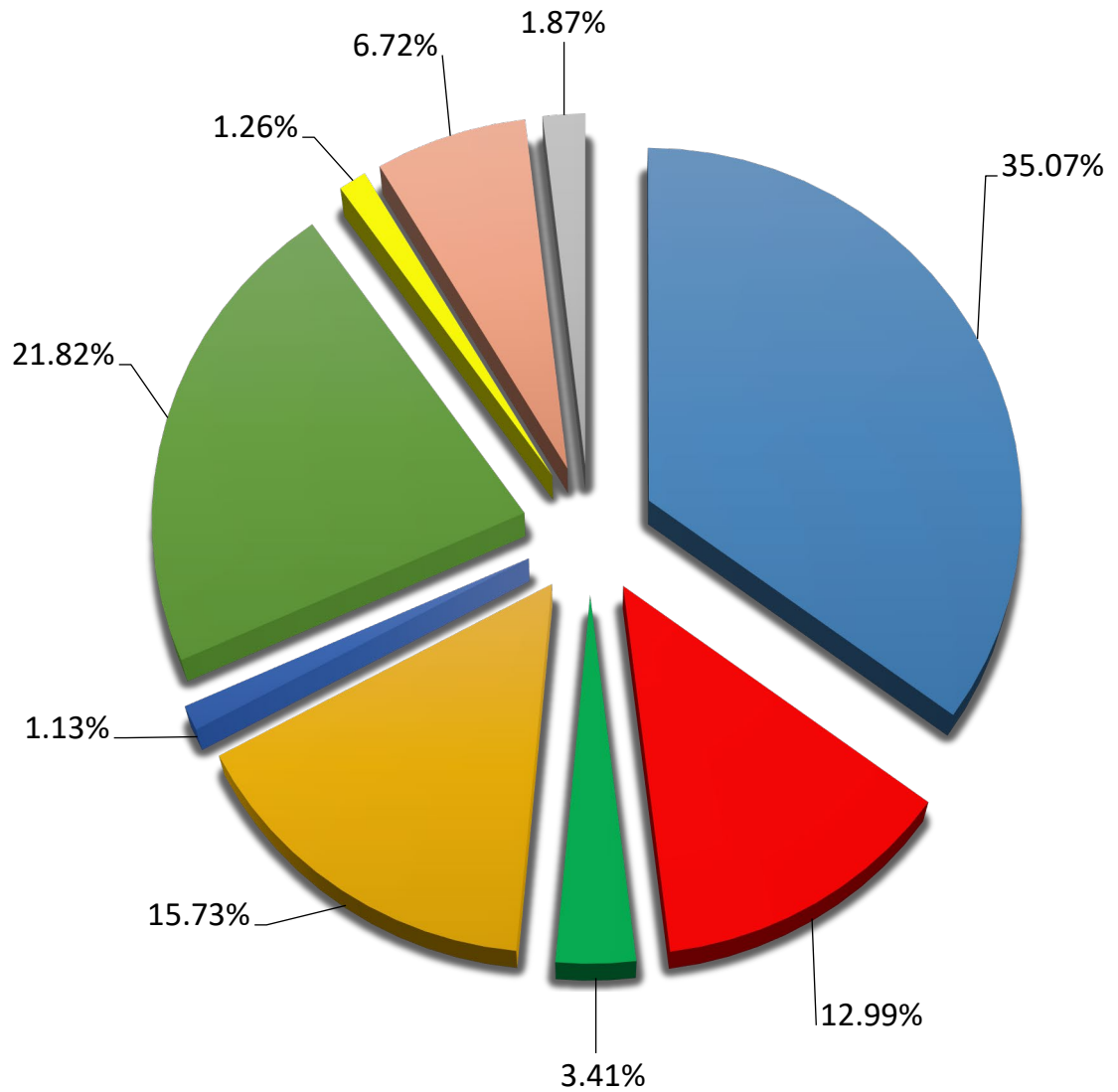
Oklahoma County School District No. I-89
Oklahoma City Public Schools
FY2022
Chart of Budgeted Revenues



Oklahoma County School District No. I-89
Oklahoma City Public Schools
FY2022
Summary of Budgeted Revenues

OCAS Revenue Source Codes	General Fund 11	Building Fund 21	School Nutrition Fund 22	Capital Improvements Bond Funds 38, 57-59, 75-76	Sinking Fund 41	Insurance Fund 86	Total Appropriated Funds
1000 District Sources of Revenue	91,728,000	13,290,000	1,055,500	96,000	43,779,000	-	149,948,500
2000 Intermediate Sources of Revenue	16,910,000	-	-	-	-	-	16,910,000
3000 State Sources of Revenue	169,707,000	727,000	2,304,000	-	-	-	172,738,000
4000 Federal Sources of Revenue	273,464,000	-	19,506,000	-	-	-	292,970,000
5000 Non-Revenue Receipts	222,000	-	-	16,000,000	390,000	-	16,612,000
6000 Lapsed Appropriations	826,000	966,000	1,356,000	1,300,000	-	-	4,448,000
Total Revenue from all Sources	552,857,000	14,983,000	24,221,500	17,396,000	44,169,000	-	653,626,500
6110 Prior Year Ending Fund Balance/Equity	22,872,000	4,195,000	1,700,000	97,119,000	72,716,000	4,899,000	203,501,000
TOTAL BUDGETED REVENUE	575,729,000	19,178,000	25,921,500	114,515,000	116,885,000	4,899,000	857,127,500

**Oklahoma County School District No. I-89
Oklahoma City Public Schools
FY2022
Chart of Budgeted Expenditures by Object**



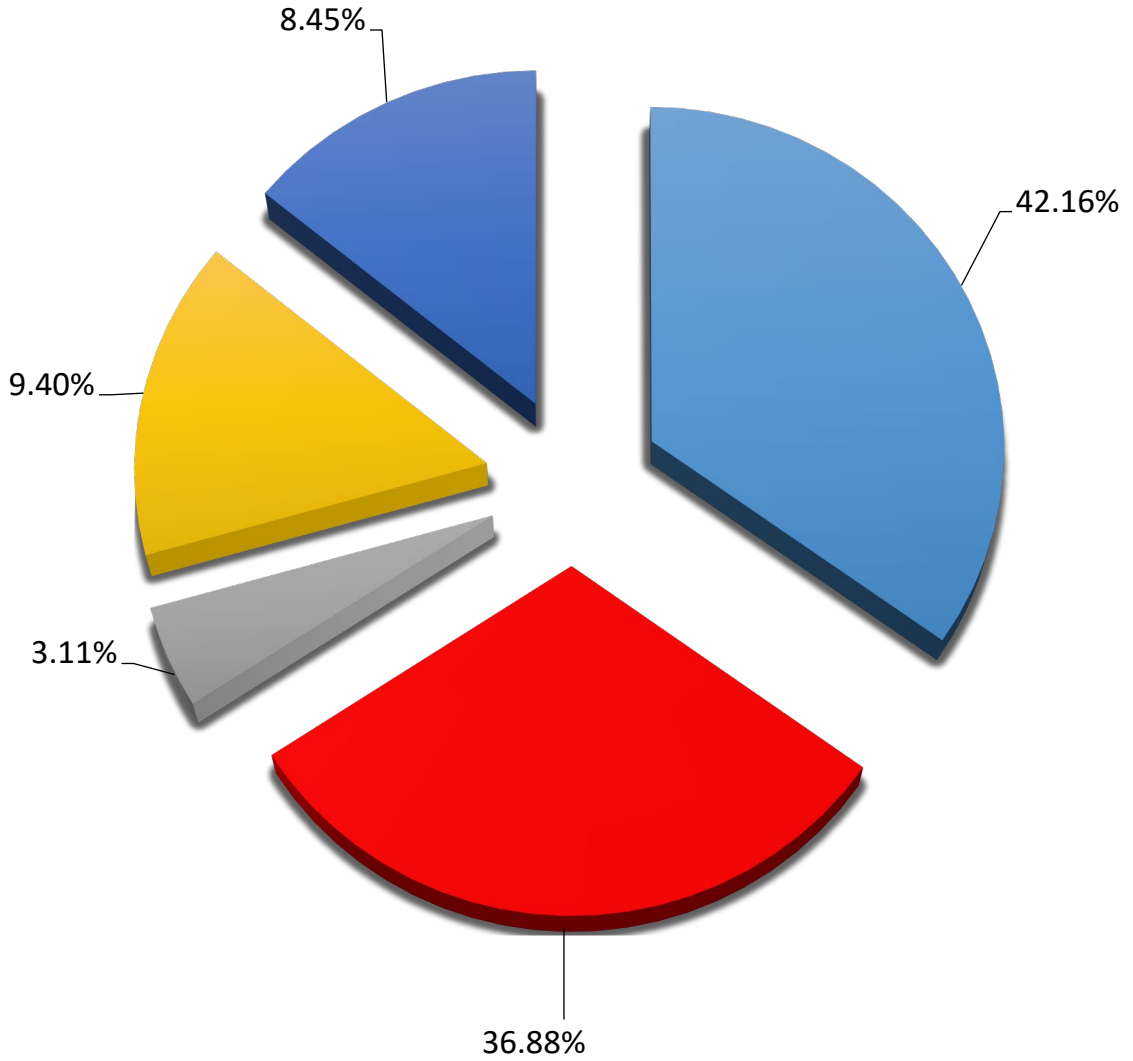
■ Personnel Services (Salaries)	■ Personnel Services (Employee Benefits)	■ Contracted Services
■ Purchased Property Services	■ Other Purchased Services	■ Supplies
■ Property	■ Other Objects	■ Other Uses of Funds

Oklahoma County School District No. I-89
Oklahoma City Public Schools
FY2022
Summary of Budgeted Expenditures by Object

OCAS Expenditure Object Codes	General Fund 11	Building Fund 21	School Nutrition Fund 22	Capital Improvements Bond Funds 38, 57-59, 75-76	Sinking Fund 41	Insurance Fund 86	Total Appropriated Funds
100 Personnel Services (Salaries)	252,007,000	6,373,000	7,495,000	-	-	-	265,875,000
200 Personnel Services (Employee Benefits)	90,605,000	2,644,000	5,278,000	-	-	-	98,527,000
300 Contracted Services	25,427,000	52,000	6,000	379,000	-	-	25,864,000
400 Purchased Property Services	48,477,000	2,168,000	635,000	65,089,000	-	2,941,000	119,310,000
500 Other Purchased Services	7,449,000	1,053,000	41,000	15,000	-	-	8,558,000
600 Supplies	108,520,000	4,499,000	9,661,000	42,699,000	-	68,000	165,447,000
700 Property	1,166,000	242,000	76,000	6,154,000	-	1,890,000	9,528,000
800 Other Objects	802,000	-	96,000	179,000	49,917,000	-	50,994,000
900 Charter Schools/Other Uses of Funds	14,174,000	-	-	-	-	-	14,174,000
TOTAL BUDGETED EXPENDITURES BY OBJECT	548,627,000	17,031,000	23,288,000	114,515,000	49,917,000	4,899,000	758,277,000

Oklahoma County School District No. I-89
Oklahoma City Public Schools
FY2022

Chart of Budgeted Expenditures by Function



Oklahoma County School District No. I-89
Oklahoma City Public Schools
FY2022
Summary of Budgeted Expenditures by Function

OCAS Expenditure Function Codes	General Fund 11	Building Fund 21	School Nutrition Fund 22	Capital Improvements Bond Funds 38, 57-59, 75-76	Sinking Fund 41	Insurance Fund 86	Total Appropriated Funds
1000 Instruction	313,411,000	-	-	6,261,000	-	-	319,672,000
2000 Support Services	220,200,000	14,031,000	-	43,166,000	-	2,277,000	279,674,000
3000 Operation of Non-Instructional Services	728,000	-	22,875,000	-	-	-	23,603,000
4000 Facilities Acquisition & Construction Services	123,000	3,000,000	413,000	65,088,000	-	2,622,000	71,246,000
5000 Other Uses	14,165,000	-	-	-	49,917,000	-	64,082,000
8000 Repayment	-	-	-	-	-	-	-
TOTAL BUDGETED EXPENDITURES BY FUNCTION	548,627,000	17,031,000	23,288,000	114,515,000	49,917,000	4,899,000	758,277,000

**Oklahoma County School District No. I-89
Oklahoma City Public Schools
Revenue Summary - Excluding Charter Schools
GENERAL FUND**

OCAS Revenue Source Codes	FY2020 Revenue Audited	FY2021 Revenue Projected	FY2022 Revenue Budget	Budget to FY2021 Projected % +/-
Local Sources				
1110 Tax Collections-Current	76,097,060	83,855,128	85,113,000	1.50%
1120 Tax Collections-Prior	2,191,649	2,869,441	2,912,000	1.48%
1310 Interest	777,982	40,000	40,000	0.00%
Other Local Sources	5,777,693	3,212,998	3,309,000	2.99%
Total Local Sources	84,844,384	89,977,567	91,374,000	1.55%
County Sources				
2100 County 4 Mill	12,156,267	12,725,000	13,361,000	5.00%
2200 County Apportionment	2,703,782	2,970,694	3,049,000	2.64%
2300 Resale Property	570,303	475,000	500,000	5.26%
Total County Sources	15,430,352	16,170,694	16,910,000	4.57%
State Sources				
3110 Gross Production Tax	250,419	175,000	175,000	0.00%
3120 Motor Vehicle Collection	20,919,746	20,861,000	20,861,000	0.00%
3140 State School Land Earnings	6,923,587	7,620,000	7,620,000	0.00%
3150 Vehicle Tax Stamp	142,813	146,000	146,000	0.00%
3210 Foundation Incentive	119,581,976	97,706,036	94,047,000	-3.74%
3210 Foundation Incentive - PY Recovery	-	-	-	0.00%
3250 Flexible Benefit Allowance	25,025,276	27,414,350	27,414,000	2.00%
3310 Alternative Education	932,148	837,290	850,000	1.52%
3412 National Board Certification	363,850	337,150	375,000	11.23%
3415 Reading Sufficiency Allowance	1,242,136	837,290	850,000	1.52%
3420 State Textbook	1,731,750	1,607,816	3,206,000	99.40%
38xx Career Tech	870,720	846,020	850,000	0.47%
3xxx Other State Sources	71,081	103,832	37,000	-64.37%
Total State Sources	178,055,502	158,491,784	156,431,000	-1.30%
Total Federal Sources	46,623,164	67,585,012	273,464,000	304.62%
Total Non-Revenue Sources	194,999	20,142	222,000	1002.19%
Total Lapsed Appropriations	2,814,491	825,846	826,000	0.02%
Total Revenue From All Sources	327,962,892	333,071,045	539,227,000	61.90%
Prior Year Ending Fund Balance/Equity	27,429,401	40,892,254	22,872,000	-44.07%
TOTAL REVENUE	355,392,293	373,963,299	562,099,000	50.31%

**Oklahoma County School District No. I-89
Oklahoma City Public Schools
Revenue Summary - Charter Schools Only
GENERAL FUND**

OCAS Revenue Source Codes	FY2020 Revenue Audited	FY2021 Revenue Projected	FY2022 Revenue Budget	Budget to FY2021 Projected % +/-
Total Local Sources	1,253,911	1,069,917	354,000	-66.91%
Total County Sources	-	-	-	0.00%
State Sources				
3210 Foundation Incentive	40,626,809	35,663,900	11,811,000	-66.88%
3210 Foundation Incentive - PY Recovery	-	-	-	0.00%
3250 Flexible Benefit Allowance	3,782,664	3,583,939	1,237,000	-65.48%
3415 Reading Sufficiency Allowance	103,959	83,864	23,000	-72.57%
3420 State Textbook	302,228	279,805	200,000	-28.52%
3690 ACE Technology	19,908	18,185	5,000	0.00%
Total State Sources	44,835,567	39,629,693	13,276,000	-66.50%
Total Federal Sources	-	-	-	0.00%
Total Non-Revenue Sources	-	-	-	0.00%
Total Lapsed Appropriations	-	-	-	0.00%
Total Revenue From All Sources	46,089,478	40,699,610	13,630,000	-66.51%
Prior Year Ending Fund Balance/Equity	-	-	-	0.00%
TOTAL REVENUE	46,089,478	40,699,610	13,630,000	-66.51%

**Oklahoma County School District No. I-89
Oklahoma City Public Schools
Federal Program Summary - SEFA**

FEDERAL GRANT PROGRAM TITLE	FY2020 Revenue Audited	FY2021 Revenue Unaudited - SEFA	FY2022 Revenue Budget - SEFA
Direct Grants			
Title VII, Part A, Indian Education	555,478	560,000	500,000
Total Direct Grants	555,478	560,000	500,000
Pass-Through Grants			
VoTech/Carl Perkins	1,060,964	1,100,000	1,109,000
Title I	21,401,329	26,590,000	27,590,000
Striving Readers	294,010	300,000	300,000
Title II	2,877,598	5,250,000	5,000,000
Title VII, Johnson O'Malley Program	204,142	205,000	200,000
Immigrant Education Act	236,069	250,000	250,000
Title III - English Language Acquisition	2,109,399	1,225,000	1,200,000
IDEA	8,986,559	9,180,000	9,180,000
OJT-Special Education Students	62,589	60,000	50,000
Head Start Funds to Schools	280,057	280,000	250,000
MIECHV, Parents as Teachers	442,220	443,000	425,000
Gear Up	676,034	675,000	600,000
Consolidated Administrative Funds	779,422	1,000,000	1,000,000
DHS - Daycare	240	240	5,000
JROTC	-	-	-
Title X, Homeless	57,167	83,000	80,000
CARES Act	1,179,808	10,776,000	5,100,000
ESSER II	-	19,500,000	53,500,000
ARP-ESSER III	-	-	165,000,000
Carryover/New Program Estimate	-	-	1,500,000
Child Nutrition Cluster	20,703,342	19,677,405	19,506,000
Total Pass-Through Grants	61,350,949	96,594,645	291,845,000
TOTAL SEFA	61,906,427	97,154,645	292,345,000

**Oklahoma County School District No. I-89
Oklahoma City Public Schools
Expenditure Summary - By Object
GENERAL FUND**

OCAS Expenditure Object Codes	FY2020 Expense Audited	FY2021 Expense Projected	FY2022 Expense Budget	Budget to FY2021 Projected % +/-
100 Personnel Services (Salaries)	195,940,752	204,184,893	252,007,000	23.42%
200 Personnel Services (Employee Benefits)	77,777,893	80,440,113	90,605,000	12.64%
300 Contracted Services	7,400,924	7,526,267	25,427,000	237.84%
400 Purchased Property Services	9,168,238	10,661,721	48,477,000	354.68%
500 Other Purchased Services	3,074,784	7,302,747	7,449,000	2.00%
600 Supplies	20,804,956	39,235,746	108,520,000	176.58%
700 Property	469,589	1,143,078	1,166,000	2.01%
800 Other Objects	1,116,814	786,275	802,000	2.00%
900 Other Uses of Funds	-	880,383	898,000	2.00%
Subtotal Expenditure by Object	315,753,950	352,161,223	535,351,000	52.02%
900 Charter Schools	44,835,567	39,629,693	13,276,000	-66.50%
TOTAL EXPENDITURE BY OBJECT	360,589,517	391,790,916	548,627,000	40.03%

**Oklahoma County School District No. I-89
Oklahoma City Public Schools
Expenditure Summary - By Function
GENERAL FUND**

OCAS Expenditure Function Codes	FY2020 Expense Audited	FY2021 Expense Projected	FY2022 Expense Budget	Budget to FY2021 Projected % +/-
1000 Instruction	186,302,418	202,730,433	313,411,000	54.59%
2000 Support Services	127,378,863	146,939,853	220,200,000	49.86%
3000 Operation of Non-Instructional Services	1,339,689	720,900	728,000	0.98%
4000 Facilities Acquisition & Construction Services	208,121	122,126	123,000	0.72%
5000 Other Uses	524,859	1,647,911	889,000	-46.05%
Subtotal Expenditure by Function	315,753,950	352,161,223	535,351,000	52.02%
5000 Charter Schools	44,835,567	39,629,693	13,276,000	-66.50%
TOTAL EXPENDITURE BY FUNCTION	360,589,517	391,790,916	548,627,000	40.03%

**Oklahoma County School District No. I-89
Oklahoma City Public Schools
Revenue Summary
BUILDING FUND**

OCAS Revenue Source Codes	FY2020 Revenue Audited	FY2021 Revenue Projected	FY2022 Revenue Budget	Budget to FY2021 Projected % +/-
Local Sources				
1110 Tax Collections-Current	10,877,055	11,779,001	11,956,000	1.50%
1120 Tax Collections-Prior	313,267	410,148	416,000	1.43%
1310 Interest	147,702	25,000	25,000	0.00%
1xxx Direct TIF	7,473,066	2,038,259	264,000	-87.05%
1xxx Other	1,214,555	588,966	629,000	6.80%
Total Local Sources	20,025,645	14,841,374	13,290,000	-10.45%
Total County Sources	-	-	-	0.00%
State Sources				
3250 Flexible Benefit Allowance	805,272	726,541	727,000	0.06%
Total State Sources	805,272	726,541	727,000	0.06%
Total Federal Sources	-	-	-	0.00%
Total Non-Revenue Sources	4,903	40,000	-	-100.00%
Total Lapsed Appropriations	703,430	966,432	966,000	-0.04%
Total Revenue From All Sources	21,539,250	16,574,347	14,983,000	-9.60%
Prior Year Ending Fund Balance/Equity	1,152,763	3,499,869	4,195,000	19.86%
TOTAL REVENUE	22,692,013	20,074,216	19,178,000	-4.46%

**Oklahoma County School District No. I-89
Oklahoma City Public Schools
Expenditure Summary - By Object
BUILDING FUND**

OCAS Expenditure Object Codes	FY2020 Expense Audited	FY2021 Expense Projected	FY2022 Expense Budget	Budget to FY2021 Projected % +/-
100 Personnel Services (Salaries)	6,155,052	6,309,922	6,373,000	1.00%
200 Personnel Services (Employee Benefits)	2,466,339	2,617,890	2,644,000	1.00%
300 Contracted Services	46,268	50,715	52,000	2.53%
400 Purchased Property Services	6,165,374	2,199,060	2,168,000	-1.41%
500 Other Purchased Services	1,498,315	2,749,542	1,053,000	-61.70%
600 Supplies	1,362,694	1,714,784	4,499,000	162.37%
700 Property	681,860	237,409	242,000	1.93%
800 Other Objects	816,242	-	-	0.00%
900 Other Uses of Funds	-	-	-	0.00%
TOTAL EXPENDITURE BY OBJECT	19,192,144	15,879,322	17,031,000	7.25%

**Oklahoma County School District No. I-89
Oklahoma City Public Schools
Expenditure Summary - By Function
BUILDING FUND**

OCAS Expenditure Function Codes	FY2020 Expense Audited	FY2021 Expense Projected	FY2022 Expense Budget	Budget to FY2021 Projected % +/-
1000 Instruction	-	-	-	0.00%
2000 Support Services	15,635,105	15,631,757	14,031,000	-10.24%
3000 Operation of Non-Instructional Services	-	-	-	0.00%
4000 Facilities Acquisition & Construction Services	3,557,039	247,565	3,000,000	1111.80%
5000 Other Uses	-	-		0.00%
TOTAL EXPENDITURE BY FUNCTION	19,192,144	15,879,322	17,031,000	7.25%

**Oklahoma County School District No. I-89
Oklahoma City Public Schools
Revenue Summary
SCHOOL NUTRITION SERVICES**

OCAS Revenue Source Codes	FY2020 Revenue Audited	FY2021 Revenue Projected	FY2022 Revenue Budget	Budget to FY2021 Projected % +/-
Local Sources				
1310 Interest	25,496	500	500	0.00%
1xxx Other Local Revenue	-	123,550	130,000	5.22%
16xx Refund of Prior Year's Expense	47,854	-	-	0.00%
17xx Paid Student & Adult Meals	1,002,307	246,450	925,000	275.33%
Total Local Sources	1,075,657	370,500	1,055,500	184.89%
Total County Sources	-	-	-	0.00%
State Sources				
3720 State Matching	234,201	185,000	185,000	0.00%
3250 Flexible Benefit Allowance	2,596,837	2,119,264	2,119,000	-0.01%
Total State Sources	2,831,038	2,304,264	2,304,000	-0.01%
Federal Sources				
4710 Lunches	11,135,354	-	7,300,000	0.00%
4710 Supper	-	-	-	0.00%
4720 Breakfasts	4,429,057	-	3,440,000	0.00%
4740 Summer Feeding Program	2,843,661	13,472,226	1,810,000	-86.56%
4750 Child & Adult Care Food Program	56,503	4,501,801	5,806,000	28.97%
4760 Fresh Fruit and Vegetables	555,218	1,000,000	1,000,000	0.00%
4780 Miscellaneous Grants	-	150,000	150,000	0.00%
Total Federal Sources	19,019,793	19,124,027	19,506,000	2.00%
Total Non-Revenue Sources	-	-	-	0.00%
Total Lapsed Appropriations	72,266	1,356,411	1,356,000	-0.03%
Total Revenue From All Sources	22,998,754	23,155,202	24,221,500	4.61%
Prior Year Ending Fund Balance/Equity	3,072,742	1,500,279	1,700,000	13.31%
TOTAL REVENUE	26,071,496	24,655,481	25,921,500	5.13%

**Oklahoma County School District No. I-89
Oklahoma City Public Schools
Expenditure Summary - By Object
SCHOOL NUTRITION FUND**

OCAS Expenditure Object Codes	FY2020 Expense Audited	FY2021 Expense Projected	FY2022 Expense Budget	Budget to FY2021 Projected % +/-
100 Personnel Services (Salaries)	8,031,980	7,420,471	7,495,000	1.00%
200 Personnel Services (Employee Benefits)	5,690,632	5,226,153	5,278,000	0.99%
300 Contracted Services	4,008	6,240	6,000	-3.85%
400 Purchased Property Services	909,875	622,151	635,000	2.07%
500 Other Purchased Services	33,121	40,013	41,000	2.47%
600 Supplies	9,767,944	9,471,191	9,661,000	2.00%
700 Property	39,642	74,920	76,000	1.44%
800 Other Objects	94,015	94,015	96,000	2.11%
900 Other Uses of Funds	-	-	-	0.00%
TOTAL EXPENDITURE BY OBJECT	24,571,217	22,955,154	23,288,000	1.45%

**Oklahoma County School District No. I-89
Oklahoma City Public Schools
Expenditure Summary - By Function
SCHOOL NUTRITION FUND**

OCAS Expenditure Function Codes	FY2020 Expense Audited	FY2021 Expense Projected	FY2022 Expense Budget	Budget to FY2021 Projected % +/-
1000 Instruction	-	-	-	0.00%
2000 Support Services	-	-	-	0.00%
3000 Operation of Non-Instructional Services	24,059,746	22,546,049	22,875,000	1.46%
4000 Facilities Acquisition & Construction Services	511,471	409,105	413,000	0.95%
5000 Other Uses	-	-	-	0.00%
TOTAL EXPENDITURE BY FUNCTION	24,571,217	22,955,154	23,288,000	1.45%

Oklahoma County School District No. I-89
Oklahoma City Public Schools
Revenue Summary
CAPITAL IMPROVEMENTS FUNDS - 2007 BOND AUTHORIZATION

OCAS Revenue Source Codes	FY2020 Revenue Audited	FY2021 Revenue Projected	FY2022 Revenue Budget	Budget to FY2021 Projected % +/-
Local Sources				
1310 Interest	243,041	6,000	6,000	0.00%
Other Local Sources	-	-	-	0.00%
Total Local Sources	243,041	6,000	6,000	0.00%
Total County Sources	-	-	-	0.00%
Total State Sources	-	-	-	0.00%
Total Federal Sources	-	-	-	0.00%
Total Non-Revenue Sources	-	-	-	0.00%
Total Lapsed Appropriations	162,378	659,823	300,000	-54.53%
Total Revenue From All Sources	405,419	665,823	306,000	-54.04%
Prior Year Ending Fund Balance/Equity	26,346,648	16,938,095	11,881,000	-29.86%
TOTAL REVENUE	26,752,067	17,603,918	12,187,000	-30.77%

Oklahoma County School District No. I-89
Oklahoma City Public Schools
Expenditure Summary - By Object
CAPITAL IMPROVEMENTS FUNDS - 2007 BOND AUTHORIZATION

OCAS Expenditure Object Codes	FY2020 Expense Audited	FY2021 Expense Projected	FY2022 Expense Budget	Budget to FY2021 Projected % +/-
100 Personnel Services (Salaries)	-	-	-	0.00%
200 Personnel Services (Employee Benefits)	-	-	-	0.00%
300 Contracted Services	90,202	226,273	272,000	20.21%
400 Purchased Property Services	8,062,603	5,387,811	11,785,000	118.73%
500 Other Purchased Services	65,676	-	-	0.00%
600 Supplies	931,458	90,375	108,000	19.50%
700 Property	664,033	-	-	0.00%
800 Other Objects	-	18,000	22,000	22.22%
900 Other Uses of Funds	-	-	-	0.00%
TOTAL EXPENDITURE BY OBJECT	9,813,972	5,722,459	12,187,000	112.97%

Oklahoma County School District No. I-89
Oklahoma City Public Schools
Expenditure Summary - By Function
CAPITAL IMPROVEMENTS FUNDS - 2007 BOND AUTHORIZATION

OCAS Expenditure Function Codes	FY2020 Expense Audited	FY2021 Expense Projected	FY2022 Expense Budget	Budget to FY2021 Projected % +/-
1000 Instruction	474,433	-	-	0.00%
2000 Support Services	1,316,134	179,963	402,000	123.38%
3000 Operation of Non-Instructional Services	-	-	-	0.00%
4000 Facilities Acquisition & Construction Services	8,023,405	5,542,496	11,785,000	112.63%
5000 Other Uses	-	-	-	0.00%
TOTAL EXPENDITURE BY FUNCTION	9,813,972	5,722,459	12,187,000	112.97%

Oklahoma County School District No. I-89
Oklahoma City Public Schools
Revenue Summary
CAPITAL IMPROVEMENTS FUNDS - 2016 BOND AUTHORIZATION

OCAS Revenue Source Codes	FY2020 Revenue Audited	FY2021 Revenue Projected	FY2022 Revenue Budget	Budget to FY2021 Projected % +/-
Local Sources				
1310 Interest	663,954	90,200	90,000	-0.22%
Total Local Sources	663,954	90,200	90,000	-0.22%
Total County Sources	-	-	-	0.00%
Total State Sources	-	-	-	0.00%
Total Federal Sources	-	-	-	0.00%
Total Non-Revenue Sources	76,500,000	19,500,000	16,000,000	-17.95%
Total Lapsed Appropriations	1,869,533	805,663	1,000,000	24.12%
Total Revenue From All Sources	79,033,487	20,395,863	17,090,000	-16.21%
Prior Year Ending Fund Balance/Equity	29,491,318	80,703,532	85,238,000	5.62%
TOTAL REVENUE	108,524,805	101,099,395	102,328,000	1.22%

Oklahoma County School District No. I-89
Oklahoma City Public Schools
Expenditure Summary - By Object
CAPITAL IMPROVEMENTS FUNDS - 2016 BOND AUTHORIZATION

OCAS Expenditure Object Codes	FY2020 Expense Audited	FY2021 Expense Projected	FY2022 Expense Budget	Budget to FY2021 Projected % +/-
100 Personnel Services (Salaries)	-	-	-	0.00%
200 Personnel Services (Employee Benefits)	-	-	-	0.00%
300 Contracted Services	150,803	21,486	107,000	398.00%
400 Purchased Property Services	15,502,139	11,101,265	53,304,000	380.16%
500 Other Purchased Services	12,637	7,586	15,000	97.73%
600 Supplies	6,625,109	4,518,296	42,591,000	842.63%
700 Property	5,330,586	134,188	6,154,000	4486.10%
800 Other Objects	200,000	78,451	157,000	100.12%
900 Other Uses of Funds	-	-	-	0.00%
TOTAL EXPENDITURE BY OBJECT	27,821,274	15,861,272	102,328,000	545.14%

Oklahoma County School District No. I-89
Oklahoma City Public Schools
Expenditure Summary - By Function
CAPITAL IMPROVEMENTS FUNDS - 2016 BOND AUTHORIZATION

OCAS Expenditure Function Codes	FY2020 Expense Audited	FY2021 Expense Projected	FY2022 Expense Budget	Budget to FY2021 Projected % +/-
1000 Instruction	191,496	17,807	6,261,000	35060.33%
2000 Support Services	12,099,974	4,723,077	42,764,000	805.43%
3000 Operation of Non-Instructional Services	-	-	-	0.00%
4000 Facilities Acquisition & Construction Services	15,529,804	11,120,388	53,303,000	379.33%
5000 Other Uses	-	-	-	0.00%
TOTAL EXPENDITURE BY FUNCTION	27,821,274	15,861,272	102,328,000	545.14%

**Oklahoma County School District No. I-89
Oklahoma City Public Schools
Revenue Summary
SINKING FUND**

OCAS Revenue Source Codes	FY2020 Revenue Audited	FY2021 Revenue Projected	FY2022 Revenue Budget	Budget to FY2021 Projected % +/-
Local Sources				
1110 Tax Collections-Current	37,311,203	41,111,550	41,728,000	1.50%
1120 Tax Collections-Prior	1,101,696	1,372,401	1,393,000	1.50%
1310 Interest	362,447	3,038	3,000	-1.26%
Other Local Sources	854,825	645,767	655,000	1.43%
Total Local Sources	39,630,171	43,132,756	43,779,000	1.50%
Total County Sources	-	-	-	0.00%
Total State Sources	-	-	-	0.00%
Total Federal Sources	-	-	-	0.00%
Total Non-Revenue Sources	2,295	392,535	390,000	-0.65%
Total Lapsed Appropriations	-	-	-	0.00%
Total Revenue From All Sources	39,632,466	43,525,291	44,169,000	1.48%
Prior Year Ending Fund Balance/Equity	51,615,089	56,945,305	72,716,000	27.69%
TOTAL REVENUE	91,247,555	100,470,596	116,885,000	16.34%

**Oklahoma County School District No. I-89
Oklahoma City Public Schools
Expenditure Summary - By Object
SINKING FUND**

OCAS Expenditure Object Codes	FY2020 Expense Audited	FY2021 Expense Projected	FY2022 Expense Budget	Budget to FY2021 Projected % +/-
100 Personnel Services (Salaries)	-	-	-	0.00%
200 Personnel Services (Employee Benefits)	-	-	-	0.00%
300 Contracted Services	-	-	-	0.00%
400 Purchased Property Services	-	-	-	0.00%
500 Other Purchased Services	-	-	-	0.00%
600 Supplies	-	-	-	0.00%
700 Property	-	-	-	0.00%
800 Other Objects (Bond Principal/Interest Payments)	34,302,250	27,755,000	49,917,000	79.85%
900 Other Uses of Funds	-	-	-	0.00%
TOTAL EXPENDITURE BY OBJECT	34,302,250	27,755,000	49,917,000	79.85%

Oklahoma County School District No. I-89
Oklahoma City Public Schools
Expenditure Summary - By Function
SINKING FUND

OCAS Expenditure Function Codes	FY2020 Expense Audited	FY2021 Expense Projected	FY2022 Expense Budget	Budget to FY2021 Projected % +/-
1000 Instruction	-	-	-	0.00%
2000 Support Services	-	-	-	0.00%
3000 Operation of Non-Instructional Services	-	-	-	0.00%
4000 Facilities Acquisition & Construction Services	-	-	-	0.00%
5000 Other Uses	34,302,250	27,755,000	49,917,000	79.85%
TOTAL EXPENDITURE BY FUNCTION	34,302,250	27,755,000	49,917,000	79.85%

Oklahoma County School District No. I-89
Oklahoma City Public Schools
Revenue Summary
INSURANCE FUND

OCAS Revenue Source Codes	FY2020 Revenue Audited	FY2021 Revenue Projected	FY2022 Revenue Budget	Budget to FY2021 Projected % +/-
Local Sources				
1310 Interest	-	-	-	0.00%
Other Local Sources	501	-	-	0.00%
Total Local Sources	501	-	-	0.00%
Total County Sources	-	-	-	0.00%
Total State Sources	-	-	-	0.00%
Total Federal Sources	-	-	-	0.00%
Total Non-Revenue Sources	-	-	-	0.00%
Total Lapsed Appropriations	-	-	-	0.00%
Total Revenue From All Sources	501	-	-	0.00%
Prior Year Ending Fund Balance/Equity	4,898,236	4,898,737	4,899,000	0.01%
TOTAL REVENUE	4,898,737	4,898,737	4,899,000	0.01%

**Oklahoma County School District No. I-89
Oklahoma City Public Schools
Expenditure Summary - By Object
INSURANCE FUND**

OCAS Expenditure Object Codes	FY2020 Expense Audited	FY2021 Expense Projected	FY2022 Expense Budget	Budget to FY2021 Projected % +/-
100 Personnel Services (Salaries)	-	-	-	0.00%
200 Personnel Services (Employee Benefits)	-	-	-	0.00%
300 Contracted Services	-	-	-	0.00%
400 Purchased Property Services	-	-	2,941,000	0.00%
500 Other Purchased Services	-	-	-	0.00%
600 Supplies	-	-	68,000	0.00%
700 Property	-	-	1,890,000	0.00%
800 Other Objects	-	-	-	0.00%
900 Other Uses of Funds	-	-	-	0.00%
TOTAL EXPENDITURE BY OBJECT	-	-	4,899,000	0.00%

Oklahoma County School District No. I-89
Oklahoma City Public Schools
Expenditure Summary - By Function
INSURANCE FUND

OCAS Expenditure Function Codes	FY2020 Expense Audited	FY2021 Expense Projected	FY2022 Expense Budget	Budget to FY2021 Projected % +/-
1000 Instruction	-	-	-	0.00%
2000 Support Services	-	-	2,277,000	0.00%
3000 Operation of Non-Instructional Services	-	-	-	0.00%
4000 Facilities Acquisition & Construction Services	-	-	2,622,000	0.00%
5000 Other Uses	-	-	-	0.00%
TOTAL EXPENDITURE BY FUNCTION	-	-	4,899,000	0.00%